

**SUBMITTAL SHEET  
SED SERIES  
FAN FORCED  
SHALLOW WALL/CEILING  
ZONAL HEATERS**

**SED SERIES - SHALLOW WALL/CEILING FAN FORCED ZONAL HEATERS**

JOB NAME: \_\_\_\_\_  
 LOCATION: \_\_\_\_\_  
 ARCHITECT: \_\_\_\_\_  
 ENGINEER: \_\_\_\_\_  
 CONTRACTOR: \_\_\_\_\_  
 SUBMITTED BY: \_\_\_\_\_  
 DATE: \_\_\_\_\_

ITEM	QTY.	CATALOG NUMBER	TAG	WATTS	VOLTS	Ø	AMPS	GRILLE FINISH	CEILING MOUNT

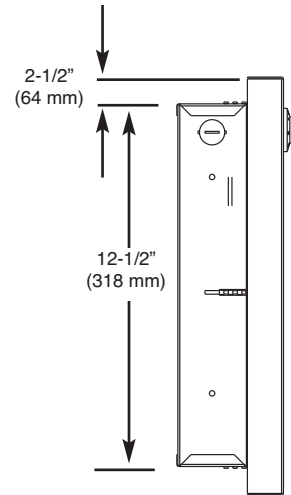

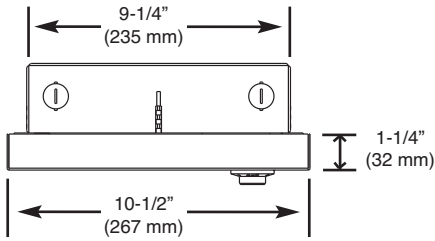
ACCESSORIES  
AND  
CONTROLS

ITEM	QTY.	CAT. NO.	TAG	DESCRIPTION

SUBMITTED BY:	DATE	APPROVED BY:	DATE



470 Beauty Spot Rd. E, Bennettsville, SC 29512  
 visit [www.qmarkmep.com](http://www.qmarkmep.com) for more info



**ARCHITECT'S AND ENGINEER'S SPECIFICATIONS\***

The heating equipment shall include an electric automatic fan forced heater suitable for small area heating, as manufactured by QMark, A Marley Engineered Products Brand, Bennettsville, SC. The heater shall be designed for wall mounting, recess or surface. Heaters shall be cETLus listed.

**HEATER ASSEMBLY:** The heater assembly which fits into the back box shall consist of a heavy gauge steel fan panel upon which is mounted all of the operational parts of the heater.

**HEATING ELEMENT:** The heating element shall be of high quality nickel chromium resistance wire. It shall provide quick, uniform heat. It shall operate in the black heat range.

**FAN AND MOTOR:** The fan shall be four bladed of VALOX 420 material. The fan motor shall be a shaded 2 pole motor, impedance protected, class "B" insulation with permanently lubricated bearing.

**THERMOSTAT:** The thermostat shall be of the bi-metallic, 2 poles, snap action type with enclosed contacts.

**THERMAL CUTOUT:** An automatic thermal cutout with a built in warning light shall be provided to shut off the heater in the event of overheating. A secondary back up "One Shot" thermal fuse shall also be provided.

**FRONT COVER:** The louvered front cover shall be of heavy gauge steel finished in Northern White powder paint or it shall be of stainless steel finished material. A plug button will be provided to replace the thermostat knob and render the unit tamper resistant.

**BACKBOX:** The backbox shall be designed for duty as a recessed box in either masonry or frame installations and is also used with the surface mounting frame in surface mounting installations. The back box shall be heavy gauge galvanized steel and shall contain knockouts through which power leads are brought out.

**THREE PIECE DESIGN:** The heater shall be made up of a backbox, a heater assembly and a front panel for recessed installations. Surface mounting installations shall required the use of a surface mounting frame.

**SURFACE MOUNTING FRAME:** The surface mounting frame shall be of commercial grade steel, designed to mount around the backbox for a finished surface installation. Slot knockouts shall be provided for power supply conduit.

*\*QMark reserves the right to change specifications without prior notice.*

**SELECTION CHART**

CATALOG NUMBER	VOLTS (1Ø)	WATTS	AMPS	WEIGHT	GRILLE FINISH	CEILING MOUNT
SED1012C	120	1000	8.3	12 lbs.	Stainless Steel	Yes
SED1024C	240/208	1000/750	4.2/3.6	12 lbs.	Stainless Steel	Yes
SED1512	120	1500	12.5	12 lbs.	N. White	No
SED2024	240/208	2000/1500	8.3/7.2	12 lbs.	N. White	No

Thermostat range	45° to 135°F
Air Movement	50 CFM

**ACCESSORIES**

CATALOG NUMBER	DESCRIPTION	WEIGHT
SEDSM	Surface Mounting Frame N. White	3 lbs.
SEDSMC	Surface Mounting Frame S.S.	3 lbs.
SEDFCW	Front Cover - Northern White	2 lbs.
SEDFCC	Front Cover- Stainless Steel	2 lbs.