




A Marley Engineered Products Brand
470 Beauty Spot Rd. E, Bennettsville, SC 29512 USA

SUBMITTAL SHEET CWH 3000 SERIES FAN-FORCED WALL HEATER

CWH 3000 SERIES - COMMERCIAL FAN FORCED WALL HEATERS



SELECTION CHART

CAT. NO.	VOLTS	PH.	WATTS	AMPS
CWH3150	120	1	1500	12.5
CWH3180	120	1	1800	15
CWH3404	208/240	1	3000/4000 1500/2000	14.5/16.7
CWH3407	240/277	1	3000/4000 1500/2000	12.5/14.5
CWH3307	277	1	3000/1500	11.0/5.4
CWH3408	208	1	4000/2000	19.5/9.6
CWH34083	208	3	4000	11.1
CWH34043	240	3	4000	9.7
CWH3504	208/240	1	3600/4800	17.3/20.0
CWH3507	240/277	1	3600/4800	15.0/17.3
CWH3508	208	1	4800	23.1
CWH35083	208	3	4800	13.4
CWH35043	240	3	4800	11.6
CWH3203	347	1	2000	5.8
CWH3206	600	1	2000	3.3
CWH3153	347	1	1500	4.3
CWH3156	600	1	1500	2.5
CWH3303	347	1	3000	8.6
CWH3306	600	1	3000	5.0
CWH3403	347	1	4000	11.5
CWH3406	600	1	4000	6.7
CWH3503	347	1	4800	13.8
CWH3506	600	1	4800	8.0

CAPACITIES

1500, 2000, 3000, 4000
or 4800 Watts
120, 208, 240, 277, 347 or 600V
1Ø;
4000 or 4800 Watts
208 or 240V
3Ø



FILE #E21609

Thermostat Range: 40 - 90 Degrees F
Air Movement: 100 CFM

ACCESSORIES

CAT. NO.	DESCRIPTION
CWH3S-1	1" deep surface mounting sleeve for semi-recessed installation.
CWH3S-2	Same as above except 2" deep.
CWH3-SM	Surface mounting box for surface installations. Painted to match heater decor. 3 ^{1/2} " deep.

ITEM	QTY.	CATALOG NUMBER	TAG	LENGTH	WATTS	VOLTS	PHASE Ø	AMPS	BUILT-IN CONTROLS

ACCESSORIES AND CONTROLS

ITEM	QTY.	CAT. NO.	TAG	DESCRIPTION

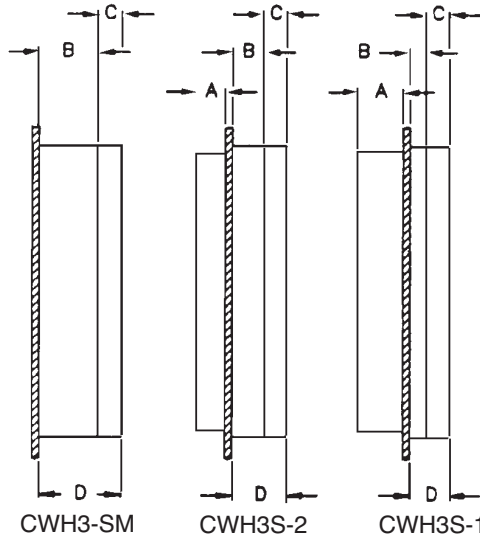
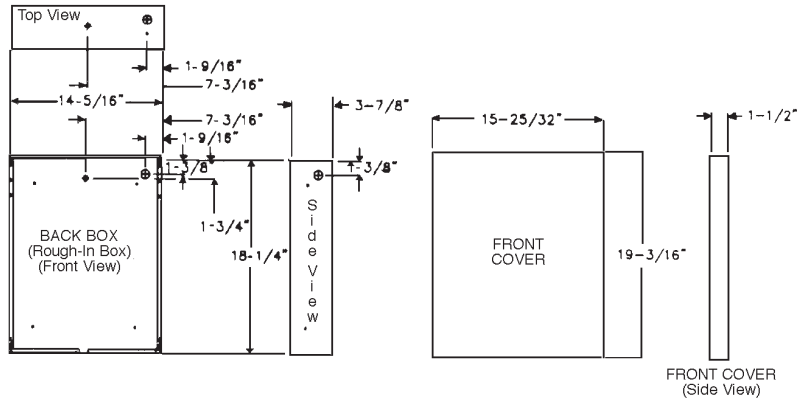
SUBMITTED BY:	DATE

APPROVED BY:	DATE



A Marley Engineered Products Brand

470 Beauty Spot Rd. E, Bennettsville SC 29512 USA



Model	"A" Recessed Dim.	"B" Thickness Of Frame	"C" Front Cover Dim.	"D" Total Ext. Into Room
CWH3-SM	-	3 13/16"	1-1/2"	5-5/16"
CWH3S-2	1-13/16"	2"	1-1/2"	3-1/2"
CWH3S-1	2-13/16"	1"	1-1/2"	2-1/2"
RECESSED	3-3/4"	-	1-1/2"	1-1/2"

ARCHITECT'S AND ENGINEER'S SPECIFICATIONS*

The heating equipment shall include an electric automatic fan forced air heater suitable for small area heating, as manufactured by QMark, A Marley Engineered Products Brand, Bennettsville, SC. The heater shall be designed for wall mounting, recess or surface. Heaters shall be UL listed.

BACKBOX: The backbox shall be designed for duty as a recessed rough-in box in either masonry or frame installations and is also used with the surface mounting frame in surface mounting installations. The backbox shall be heavy gauge galvanized steel and shall contain knockouts through which power leads are brought.

INNER FRAME ASSEMBLY: The heater assembly which fits into the backbox shall consist of a heavy gauge steel fan panel upon which is mounted all of the operational parts of the heater. The inner frame assembly shall be completely pre-wired.

HEATING ELEMENT: The heating element shall be of the non-glowing design consisting of an 80/20 nickel-chromium resistance wire enclosed in a steel sheath to which plate fins are copper brazed. It shall be warranted for 5 years. The element shall cover the entire air discharge area to ensure uniform heating of all discharge air.

DISCONNECT SWITCH: A double-pole single throw disconnect switch shall be mounted on the back box for positive disconnect of power supply. It will be completely concealed behind the front cover.

MOTOR AND CONTROLS: The fan motor shall be impedance protected, permanently lubricated and with totally enclosed Motor. Fan control shall be of the bi-metallic, snap-action type and shall activate fan after heating element reaches operating temperature, and continue to operate the fan after the thermostat is satisfied and until all heated air has been discharged. The thermostat shall be single pole type on all models. Thermal cutout shall be bi-metallic, snap-action type designed to shut off heat in the event of overheating. The fan shall be five-bladed aluminum. The fan motor shall be totally enclosed.

SURFACE MOUNTING FRAME: The surface mounting frame shall be of heavy gauge steel designed to mount around the backbox for a finished surface installation. Slot knock outs shall be provided for power supply conduit.

FRONT COVER: The louvered front cover shall be of heavy gauge steel with a powder paint finish. A plug button will be provided to replace the thermostat knob and render the unit tamper-resistant.

FINISH: All sheet metal parts, except the galvanized steel backbox, shall be phosphatized, then completely painted by a powder paint process.

*QMark reserves the right to change specifications without prior notice.