

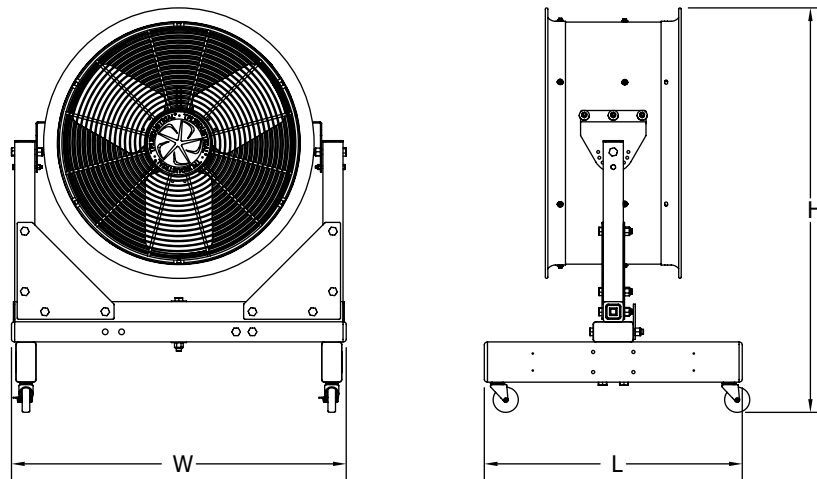


Industrial Air Circulator Instructions

For All HV-4 Accessory Low Floor Stands

READ AND SAVE THESE IMPORTANT INSTRUCTIONS

MODEL	L	W	H
HV-4-18	25.63	27.38	34.88
HV-4-24	25.63	33.25	40.19
HV-4-30	25.63	38.88	47.81



This TPI floor stand assembly is intended for use with TPI High Velocity Fans.

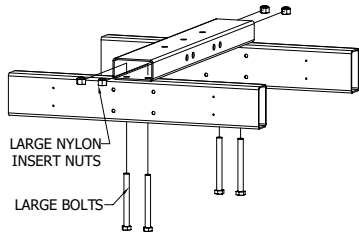
It is important that the following safety precautions be followed when using this product:

- Use only with TPI High Velocity Fans.
- Match the floor stand size to the fan size. Do not mix different floor stand sizes with different fan sizes.
- Never move while blade is rotating, serious damage may result.
- Do not use on an inclined surface.
- Lock casters in place before operating fan.
- **WARNING:** To reduce the risk of fire, electrical shock, or injury to persons, observe the following: Use this unit only in the manner intended by the manufacturer. If you have questions, contact the manufacturer.
- Installation work and electrical wiring must be done by qualified person(s) in accordance with all applicable codes and standards.
- **CAUTION:** Hearing protection required when operating or working near this machinery.
- **Avertissement:** Pour reduire les risques d'incendie ou de choc electrique, ou de blessures, respectez les consignes suivantes:
 - Utiliser cette unite uniquement de la maniere prevue par le fabricant. Si vous avez des questions, contactez le fabricant.
 - lorsque la moyenne de la deconnexion n'est pas bloquee, fixez solidement un avertissement bien en evidence, comme une etiquette sur le panneau de service. Les travaux d'installation et decablage electrique doivent etre effectues par des personnes qualifiees conformement a tous les codes et normes applicables, y compris la construction par incendie.
- **ATTENTION:** Protection auditive obligatoire lors de l'utilisation de cet appareil.

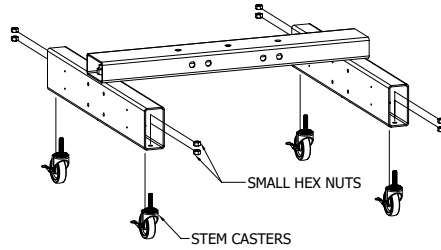
INSTALLATION INSTRUCTIONS

Assemble the stand as shown below.

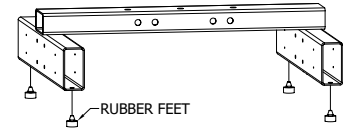
STEP 1:



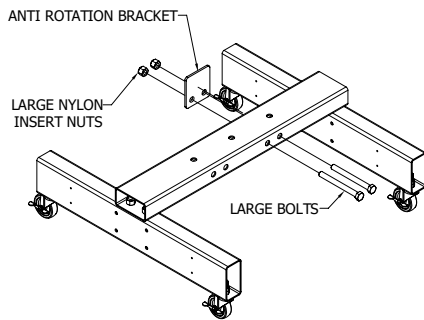
STEP 2:



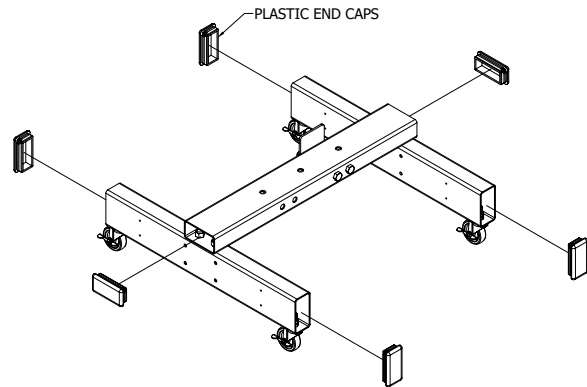
STEP 2 (ALTERNATE):



STEP 3:



STEP 4:



Securely tighten all fasteners.

For additional information on TPI Products or replacement parts, call TPI Customer Service Department at 1-800-251-0382 or write the address below.

PO. Box 4973 • Johnson City, Tennessee 37602-4973 • 423-477-4131 • FAX 423-477-0683