


**REMOVE SNOW
AND ICE WITH EASE.**



MATS: THE SIMPLER SOLUTION FOR A SAFER WALKWAY

EASYHEAT



EMERSON

NO SHOVELING. NO CHEMICALS. NO PROBLEM.



Sno* Melter® Mats from EasyHeat keep your walks and driveways clear of snow and ice – the easy way.

Snow and ice make walking difficult, at best, and are a primary cause of slip-and-fall accidents. Sno* Melter Mats are a simpler and safer method of protection for homes and businesses. Sno* Melter Mats are easy to install under concrete or pavers. When connected to optional controls that detect moisture and freezing temperatures, they work from the very beginning of each winter storm to help prevent the accumulation of snow and ice.

Energy-efficient Sno* Melter Mats are available in sizes that cover from 5 to 130 sq ft using a single mat. Depending on the voltage available and configuration, mats can easily be combined and tailored to cover your unique walk, stair, patio and driveway configuration. Simply select the mat to fit your area, follow the installation instructions to install then connect the mat. You can rely on your EasyHeat system to provide years of reliable service.

RELIABLE CONSTRUCTION. QUICK INSTALLATION.

SNO* MELTER G MATS

Sno* Melter G-Mats are standard size snow and ice melting mats in 0.46 meter - 0.91 meter (18 inch and 36 inch) widths. They are engineered to provide 538 Watts per square meter (50 Watts per square foot). Mats are supplied with standard 6 meters (20 feet) cold leads. UL Listed and CSA Certified.

Catalog Number	Length m (ft)	Width m (in)	SQ. M (SQ. FT)	Vac	Amps	Watts
G05X18250D	1.52 (5)	0.46 (18)	0.7 (7.5)	240	1.6	375
G05X18850D	1.52 (5)	0.46 (18)	0.7 (7.5)	208	1.8	375
G05X18750D	1.52 (5)	0.46 (18)	0.7 (7.5)	277	1.4	375
G05X18450D	1.52 (5)	0.46 (18)	0.7 (7.5)	480	0.8	375
G06X18250D	1.83 (6)	0.46 (18)	0.84 (9.0)	240	1.9	450
G06X18850D	1.83 (6)	0.46 (18)	0.84 (9.0)	208	2.2	450
G06X18750D	1.83 (6)	0.46 (18)	0.84 (9.0)	277	1.6	450
G06X18450D	1.83 (6)	0.46 (18)	0.84 (9.0)	480	0.9	450
G07X18250D	2.13 (7)	0.46 (18)	0.98 (10.5)	240	2.2	525
G07X18850D	2.13 (7)	0.46 (18)	0.98 (10.5)	208	2.5	525
G07X18750D	2.13 (7)	0.46 (18)	0.98 (10.5)	277	1.9	525
G07X18450D	2.13 (7)	0.46 (18)	0.98 (10.5)	480	1.1	525
G08X18250D	2.44 (8)	0.46 (18)	1.11 (12.0)	240	2.5	600
G04X36250D	1.22 (4)	0.91 (36)	1.11 (12.0)	240	2.5	600
G08X18850D	2.44 (8)	0.46 (18)	1.11 (12.0)	208	2.9	600
G04X36850D	1.22 (4)	0.91 (36)	1.11 (12.0)	208	2.9	600
G08X18750D	2.44 (8)	0.46 (18)	1.11 (12.0)	277	2.2	600
G04X36750D	1.22 (4)	0.91 (36)	1.11 (12.0)	277	2.2	600
G08X18450D	2.44 (8)	0.46 (18)	1.11 (12.0)	480	1.3	600
G04X36450D	1.22 (4)	0.91 (36)	1.11 (12.0)	480	1.3	600
G09X18250D	2.74 (9)	0.46 (18)	1.25 (13.5)	240	2.8	675
G09X18850D	2.74 (9)	0.46 (18)	1.25 (13.5)	208	3.2	675
G09X18750D	2.74 (9)	0.46 (18)	1.25 (13.5)	277	2.4	675
G09X18450D	2.74 (9)	0.46 (18)	1.25 (13.5)	480	1.4	675
G10X18250D	3.05 (10)	0.46 (18)	1.39 (15.0)	240	3.1	750
G05X36250D	1.52 (5)	0.91 (36)	1.39 (15.0)	240	3.1	750
G10X18850D	3.05 (10)	0.46 (18)	1.39 (15.0)	208	3.6	750
G05X36850D	1.52 (5)	0.91 (36)	1.39 (15.0)	208	3.6	750
G10X18750D	3.05 (10)	0.46 (18)	1.39 (15.0)	277	2.7	750
G05X36750D	1.52 (5)	0.91 (36)	1.39 (15.0)	277	2.7	750

Catalog Number	Length m (ft)	Width m (in)	SQ. M (SQ. FT)	Vac	Amps	Watts
G10X18450D	3.05 (10)	0.46 (18)	1.39 (15.0)	480	1.6	750
G05X36450D	1.52 (5)	0.91 (36)	1.39 (15.0)	480	1.6	750
G15X18250D	4.57 (15)	0.46 (18)	2.09 (22.5)	240	4.7	1125
G15X18850D	4.57 (15)	0.46 (18)	2.09 (22.5)	208	5.4	1125
G15X18750D	4.57 (15)	0.46 (18)	2.09 (22.5)	277	4.1	1125
G15X18450D	4.57 (15)	0.46 (18)	2.09 (22.5)	480	2.3	1125
G20X18250D	6.10 (20)	0.46 (18)	2.79 (30.0)	240	6.3	1500
G10X36250D	3.05 (10)	0.91 (36)	2.79 (30.0)	240	6.3	1500
G20X18850D	6.10 (20)	0.46 (18)	2.79 (30.0)	208	7.2	1500
G10X36850D	3.05 (10)	0.91 (36)	2.79 (30.0)	208	7.2	1500
G20X18750D	6.10 (20)	0.46 (18)	2.79 (30.0)	277	5.4	1500
G10X36750D	3.05 (10)	0.91 (36)	2.79 (30.0)	277	5.4	1500
G20X18450D	6.10 (20)	0.46 (18)	2.79 (30.0)	480	3.1	1500
G10X36450D	3.05 (10)	0.91 (36)	2.79 (30.0)	480	3.1	1500
G30X18250D	9.14 (30)	0.46 (18)	4.18 (45.0)	240	9.4	2250
G15X36250D	4.57 (15)	0.91 (36)	4.18 (45.0)	240	9.4	2250
G30X18250D	9.14 (30)	0.46 (18)	4.18 (45.0)	208	10.8	2250
G15X36850D	4.57 (15)	0.91 (36)	4.18 (45.0)	208	10.8	2250
G30X18750D	9.14 (30)	0.46 (18)	4.18 (45.0)	277	8.1	2250
G15X36750D	4.57 (15)	0.91 (36)	4.18 (45.0)	277	8.1	2250
G30X18450D	9.14 (30)	0.46 (18)	4.18 (45.0)	480	4.7	2250
G15X36450D	4.57 (15)	0.91 (36)	4.18 (45.0)	480	4.7	2250
G20X36250D	6.10 (20)	0.91 (36)	5.57 (60.0)	240	12.5	3000
G20X36850D	6.10 (20)	0.91 (36)	5.57 (60.0)	208	14.4	3000
G20X36750D	6.10 (20)	0.91 (36)	5.57 (60.0)	277	10.8	3000
G20X36450D	6.10 (20)	0.91 (36)	5.57 (60.0)	480	6.3	3000
G30X36250D	9.14 (30)	0.91 (36)	8.36 (90.0)	240	18.8	4500
G30X36850D	9.14 (30)	0.91 (36)	8.36 (90.0)	208	21.6	4500
G30X36750D	9.14 (30)	0.91 (36)	8.36 (90.0)	277	16.2	4500
G30X36450D	9.14 (30)	0.91 (36)	8.36 (90.0)	480	9.4	4500

Note: Other cold lead lengths available; To order, add "NL" to the part number, then specify desired length in feet and inches.

SIMPLE OPERATION.

SNO* MELTER H MATS

H-Mats are custom sized snow and ice melting mats. They are available in outputs up to 800 Watts per square meter (75 Watts per square foot) and in voltages up to 600 Vac. Mats are supplied with standard 6 meters (20 feet) cold leads, longer lengths available. UL Listed and CSA Certified. Please contact your local EasyHeat representative for details.

SNO* MELTER STEP MATS

Step Mats come standard in 2- or 3-step models. Available in 0.91 or 1.83 meters (3 foot or 6 foot) tread width, 0.2 meter (8 inch) risers. Mats are engineered to provide 538 Watts per square meter (50 Watts per square foot) and are supplied with 6 meters (20 feet) cold leads. Custom step mats are available for nonstandard power densities up to 800 Watts per square meter (75 Watts per square foot), voltage, cold lead lengths and size needs. UL Listed and CSA Certified. Please contact your local EasyHeat representative for details.

Catalog Number	Step Width m (ft)	Step Depth m (in)	Watts	Amps	Vac
2 Steps					
2M830X850D	0.91 (3)	0.20 (8)	200	1	208
2M230X850D	0.91 (3)	0.20 (8)	200	0.8	240
2M730X850D	0.91 (3)	0.20 (8)	200	0.7	277
2M860X850D	1.83 (6)	0.20 (8)	400	1.9	208
2M260X850D	1.83 (6)	0.20 (8)	400	1.7	240
2M760X850D	1.83 (6)	0.20 (8)	400	1.4	277
2M460X850D	1.83 (6)	0.20 (8)	400	0.8	480

Catalog Number	Step Width m (ft)	Step Depth m (in)	Watts	Amps	Vac
3 Steps					
3M830X850D	0.91 (3)	0.20 (8)	300	1.4	208
3M230X850D	0.91 (3)	0.20 (8)	300	1.3	240
3M730X850D	0.91 (3)	0.20 (8)	300	1.1	277
3M430X850D	0.91 (3)	0.20 (8)	300	0.6	480
3M860X850D	1.83 (6)	0.20 (8)	600	2.9	208
3M260X850D	1.83 (6)	0.20 (8)	600	2.5	240
3M760X850D	1.83 (6)	0.20 (8)	600	2.2	277
3M460X850D	1.83 (6)	0.20 (8)	600	1.3	480

Note: Other cold lead lengths available; To order, add "NL" to the part number, then specify desired length in feet and inches.

SNO* MELTER CABLE KIT ACCESSORIES



SA-1 CONTROLLER

Self-contained temperature and moisture sensor automatically activates your Sno* Melter system. Suitable for controlling a single zone in commercial and residential applications.



MSC-1 CONTROLLER

Commercial-grade control with zoning capability for up to three separate areas. LCD display for programming. Use with:

- MSA-1 Aerial Snow Sensor
Mast mounted to detect falling snow.
- MSP-1 In-Ground Sensor. Installed in the ground to detect moisture and slab temperature




NMPLT EASYHEAT SNOW MELTING NAMEPLATE

NEC requirement for all snow melting installations


ELIMINATE SNOW AND ICE WITH EASE.

Visit easyheat.com or contact your EasyHeat representative to learn more about our Sno* Melter® products.

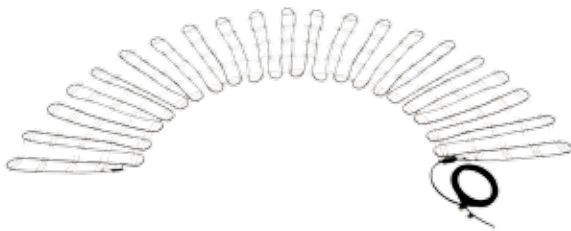
KEEP YOUR PORCH, WALKWAYS AND DRIVEWAYS CLEAR ALL WINTER LONG.



INCREASE WIDTH



CORNERS



CURVES



AROUND OBSTACLES

VERSATILE AND EASY TO INSTALL

- Sno* Melter Mats are comprised of dual conductor heating cables and cold leads which are secured into a predetermined shape by polymer carrier strands
- Sno* Melter Mats are available in both standard rectangular and custom sizes (length, width, power, voltage, etc.)
- Single-end cold leads make connecting to a power source easy
- Cold lead is factory connected to the mat and is available in various lengths to suit the location of electrical connection boxes
- Complete your system with your choice of automatic weather sensing controls from EasyHeat

SAFETY AND RELIABILITY YOU CAN TRUST

- Durable construction ensures years of reliable operation
- Automatic control begins heating whenever moisture is present and temperature is low enough to freeze
- Manufactured by EasyHeat, a leader in electric snow melting for over 50 years

BETTER FOR YOUR HOME OR BUSINESS

- Reduce damage from snow, slush and chemicals tracked into your entryway
- Stop buying corrosive chemicals that can harm vehicles, building infrastructure and groundwater
- End snow-blower fumes and noise
- Avoid snow-clearing delays and municipal fines
- Provide cleaner, safer walkways for your neighbors, family and visitors

SPECIFICATIONS

- Standard mats have 538 Watts/sqm (50 Watts/sqft)
- For custom mats:
 - All installations 592 Watts/sqm (55 Watts/sqft) and under do not require a thermostat
 - All installations 593-800 Watts/sqm (56-75 Watts/sqft) require a high limit Listed or certified thermostat, set at maximum 5°C (+41°F)
- Standard (minimum) cold lead length: 6 meters (20 feet)
- All standard mats are up to 480 V and custom mats are up to 600 V
- Certifications: UL and CSA

EasyHeat is our premium line of residential and commercial heating cable products under Appleton Group, a business unit of Emerson Industrial Automation.

Emerson Industrial Automation brings integrated manufacturing solutions to diverse industries worldwide. Our comprehensive product line, extensive experience, world-class engineering and global presence enable us to implement solutions that give our customers the competitive edge.

For over 150 years, our electrical product brands have been providing a rich tradition of long-term, practical, high quality solutions with applications ranging from the construction and safe operation of petrochemical and process plants to providing quality power that precisely controls automotive robotic production.

Engineers, distributors, contractors, electricians and site maintenance professionals around the world trust Emerson Industrial Automation brands to make electrical installations safer, more productive and more reliable.

Appleton Group is organized into three focused businesses that provide distributors and end-users expert knowledge and excellent service.

Electrical Construction Materials

This group is made up of the Appleton, Nutsteel and O-Z/Gedney brands. They manufacture a broad range of electrical products including conduit and cable fittings, plugs and receptacles, enclosures and controls, conduit bodies and industrial and hazardous lighting. Whether the application is hazardous location, industrial or commercial, the electrical construction materials group has the products to meet your needs.

Power Quality Solutions

The SolaHD brand offers the broadest power quality line, including uninterruptible power supplies, power conditioners, voltage regulators, shielded transformers, surge protection devices and power supplies.

Heating Cable Systems

This group is made up of the EasyHeat and Nelson brands. They offer a broad range of electrical heating cable products for residential, commercial and industrial applications.

Asia/Pacific
+ 65.6891.7600

Australia
+ 61.3.9721.0348

Brazil — São Paulo/SP
+ 55.11.2122.5777

Brazil — Camaçari/BA
+ 55.71.3496.4427

Canada
+ 1.888.765.2226

China
+ 86.21.3418.3888

Europe
+ 33.3.2254.1390

Mexico/Latin America
+ 52.55.5809.5049

Middle East/Africa/India
+ 971.4.811.8100

United States
+ 1.800.621.1506

Appleton Grp LLC
9377 W. Higgins Road
Rosemont, IL 60018
1.800.537.4732
easyheat.com

EASYHEAT



Appleton Grp LLC d/b/a Appleton Group. The Easy Heat and Emerson logos are registered in the U.S. Patent and Trademark Office. EasyHeat, Inc. is a wholly owned subsidiary of Appleton Grp LLC. All other product or service names are the property of their registered owners. © 2015, Appleton Grp LLC. All rights reserved. 40500-000 Rev. 3

The Emerson logo is a trademark and a service mark of Emerson Electric Co. ©2015 Emerson Electric Co.

EMERSON. CONSIDER IT SOLVED.™